

# HKUST iPRS Student Guide

## ITSO



January 2025

# Contents

A.	General Information.....	3
1.	Mobile App .....	3
B.	Login HKUST iPRS .....	4
C.	Submit Response.....	5
1.	Submit a Single Answer MC.....	5
2.	Submit a Multiple Answers MC .....	5
3.	Submit an Open-end Question .....	6
4.	Submit answer with Confidence Level .....	6

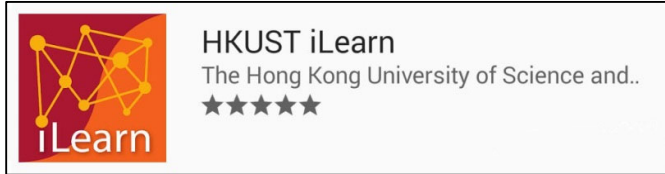
## A. General Information

### 1. Mobile App


Students should use **the HKUST iLearn** mobile app in their smart device when attending a PRS session in class.

The mobile app is available for both Android and iOS devices.

For Android devices, search **HKUST iLearn** at Play Store:



For iOS devices, search **HKUST iLearn** at App Store:



For Windows mobile devices, access the mobile version at <http://prsmob.ust.hk> with FireFox. It is recommended that Windows Phone 8.1 Update with OS version 8.10.14234.375 or higher should be used.

## B. Login HKUST iPRS

When using the mobile app, you are required to login.

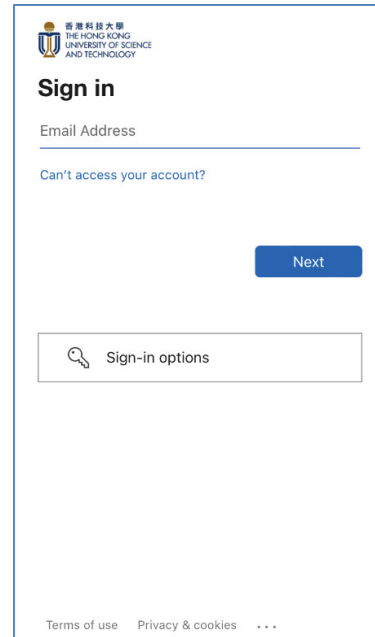
Step 1:

Select **iPRS**.



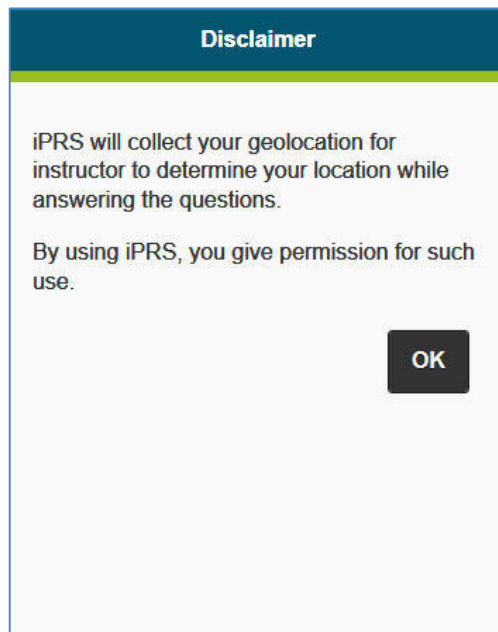
Step 2:

Login with **your HKUST Account**.



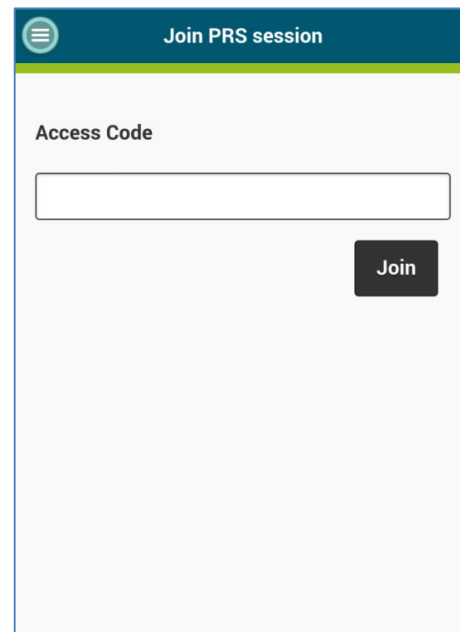
Step 3:

For the first time login, the system will show the disclaimer. It will collect your geographic location as a reference. Click the **OK** button to continue.



Step 4:

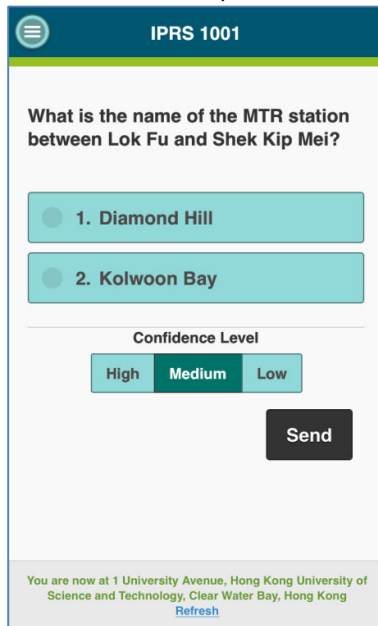
When joining a PRS session, you need to enter the **Access Code** to gain the connection with the session. The Access Code would be different for every PRS session, and it will be provided by the instructor.



## C. Submit Response

### 1. Submit a Single Answer MC

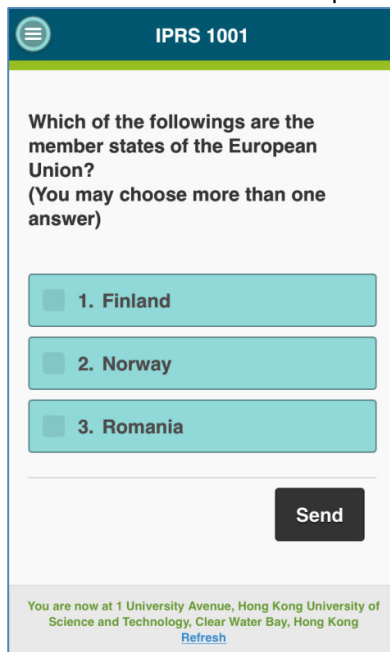
You can select an option on the screen, and click the **Send** button to submit it.



The screenshot shows a mobile application interface for a quiz. At the top, there is a dark blue header with a white hamburger menu icon on the left and the text "IPRS 1001" in white. Below the header, the question text reads: "What is the name of the MTR station between Lok Fu and Shek Kip Mei?". There are two radio button options: "1. Diamond Hill" and "2. Kolwoon Bay". Below the options is a "Confidence Level" section with three buttons: "High", "Medium", and "Low". The "Medium" button is selected. At the bottom right of the question area is a black "Send" button. At the very bottom of the screen, there is a small green text area that says "You are now at 1 University Avenue, Hong Kong University of Science and Technology, Clear Water Bay, Hong Kong" and a blue "Refresh" link.

### 2. Submit a Multiple Answers MC

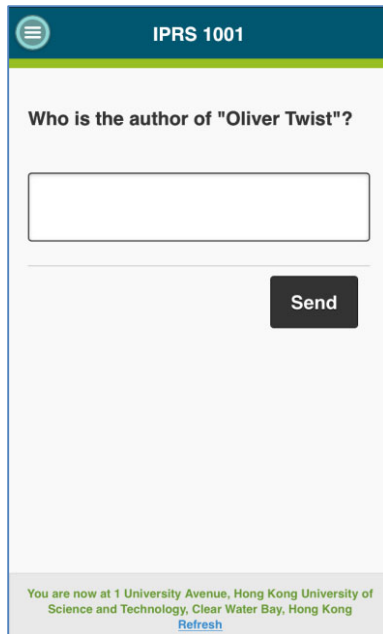
You can select one or more options on the screen, and click the **Send** button to submit it.



The screenshot shows a mobile application interface for a quiz. At the top, there is a dark blue header with a white hamburger menu icon on the left and the text "IPRS 1001" in white. Below the header, the question text reads: "Which of the followings are the member states of the European Union? (You may choose more than one answer)". There are three checkbox options: "1. Finland", "2. Norway", and "3. Romania". At the bottom right of the question area is a black "Send" button. At the very bottom of the screen, there is a small green text area that says "You are now at 1 University Avenue, Hong Kong University of Science and Technology, Clear Water Bay, Hong Kong" and a blue "Refresh" link.

3. Submit an Open-end Question

You can fill in the answer with the space provided on the screen, and click the **Send** button to submit it. The limit is 1024 characters.

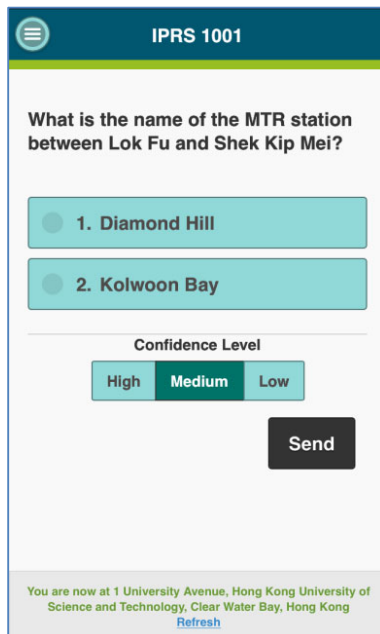


The screenshot shows a mobile application interface for 'IPRS 1001'. At the top, there is a dark blue header with a white hamburger menu icon on the left and the text 'IPRS 1001' in white. Below the header, the question 'Who is the author of "Oliver Twist"?' is displayed in black text. Underneath the question is a large, empty white rectangular text input field. To the right of the input field is a dark grey button with the word 'Send' in white. At the bottom of the screen, there is a light grey footer containing the text 'You are now at 1 University Avenue, Hong Kong University of Science and Technology, Clear Water Bay, Hong Kong' and a blue 'Refresh' link.

4. Submit answer with Confidence Level

Sometimes instructor will ask you to show your confidence level when answering a question. It means the instructor wants to know how confident you are on answering the question. The Confidence Level can be included in all the three kinds of question.

By default, the option Medium is selected when Confidence Level is included in a question. Select an answer and the confidence level, and click the **Send** button to submit it.



The screenshot shows a mobile application interface for 'IPRS 1001'. At the top, there is a dark blue header with a white hamburger menu icon on the left and the text 'IPRS 1001' in white. Below the header, the question 'What is the name of the MTR station between Lok Fu and Shek Kip Mei?' is displayed in black text. Underneath the question are two light blue buttons with rounded corners, each containing a radio button and text: '1. Diamond Hill' and '2. Kolwoon Bay'. Below these buttons is a section titled 'Confidence Level' in black text. Under this title are three light blue buttons with rounded corners: 'High', 'Medium', and 'Low'. The 'Medium' button is highlighted with a dark green background. To the right of the confidence level buttons is a dark grey button with the word 'Send' in white. At the bottom of the screen, there is a light grey footer containing the text 'You are now at 1 University Avenue, Hong Kong University of Science and Technology, Clear Water Bay, Hong Kong' and a blue 'Refresh' link.